

## ***Wolf Call of the Wild Adventure***



**Purpose of the Adventure:** Many children join Scouting because they want to go camping. This adventure will introduce Wolves to several camping skills—selecting and bringing gear, participating with their families in the out-of-doors, and being prepared for bad weather. They will also learn about animals they might see, the Leave No Trace Principles for Kids, tying knots, and how to handle potentially harmful situations.

### **Takeaways for the Scout:**

- Outdoor essentials
- Identifying animals
- Tying square and overhand knots
- Taking care of themselves in the wilderness
- A Scout is obedient, courteous

### **Complete the following Requirements (*Wolf Handbook*, page 24)**

1. Attend one of the following:
  - A pack or family campout
  - An outdoor activity with your den or pack
  - Day camp
  - Resident camp
2. With your family or den, make a list of possible weather changes that could happen during your outing according to the time of year you are outside. Tell how you will be prepared for each one.
3. Do the following:
  - (a) Recite the Outdoor Code with your leader.

- (b) Recite the Leave No Trace Principles for Kids with your leader.  
Talk about how these principles support the Outdoor Code.
- (c) After your outdoor activity or campout, list the ways you demonstrated being careful with fire or other dangers.
4. Show or demonstrate what to do:
    - a) In case of a natural disaster such as an earthquake or flood.
    - b) To keep from spreading your germs.
  5. Show how to tie an overhand knot and a square knot.
  6. While on a den or family outing, identify four different types of animals you see or explain evidence of their presence. Tell how you identified them.

**Requirement #1:**

Attend one of the following:

- A pack or family campout
- An outdoor activity with your den or pack
- Day camp
- Resident camp


**Requirement #2:**

***With your family or den, make a list of possible weather changes that could happen during your outing according to the time of year you are outside. Tell how you will be prepared for each one.***


Below are checklists of items to bring for cold weather outing and for all other outings:

**GUY GEAR: SPECIAL EDITION**

**THE BOYS' LIFE GUIDE TO CAMPING CHECKLISTS**



### COLD-WEATHER OUTING



- Long-sleeved shirt
- Long pants (fleece or wool)
- Sweater (fleece or wool)
- Long underwear (polypropylene)
- Hiking boots or sturdy shoes
- Socks (wool or synthetic)
- Warm parka or jacket with hood
- Stocking hat (fleece or wool)
- Mittens or gloves (fleece or wool) with water-resistant shells
- Wool scarf
- Rain gear
- Extra underwear (for longer trips)

**COLD-WEATHER EXPERT ESSENTIALS:**

- Bandana
- Sorel boots
- Wind parka with hood
- Side-attaching suspenders


**2 THINGS YOU DIDN'T KNOW YOU NEEDED:**

- Rubberized gloves
- Headlamp

### THE SCOUT OUTDOOR ESSENTIALS

They're called Essentials for a reason. Every packing list starts with these items.

- Pocket knife
- First-aid kit
- Extra clothing
- Rain gear
- Water bottle
- Flashlight
- Trail food
- Matches and fire starter
- Sun protection
- Map and compass



### KEEPING CLEAN

- Toothbrush
- Toothpaste
- Dental floss
- Soap
- Comb
- Waterless hand cleaner
- Small towel
- Washcloth
- Toilet paper
- Trowel for digging cathole latrines

### COOKING/EATING

- Large plastic cereal bowl or kitchen storage bowl
- Spoon
- Cup or insulated mug
- Water treatment system
- Backpacking stove with fuel
- Large pot and lid (2.5- or 3-quart size)
- Small pot and lid (1.5- or 2-quart size)
- Lightweight frying pan (10 to 12 inches in diameter)
- For melting snow, add one large pot and lid (6 to 10 quarts)
- Hot-pot tongs

### EXTRAS

- Watch
- Camera
- Notebook
- Pen or pencil
- Sunglasses
- Small musical instrument
- Swimsuit
- Gloves
- Whistle
- Nylon cord
- Insect repellent
- Repair kit
- Hiking stick or trekking poles
- Binoculars
- Fishing gear
- Animal identification books, plant keys, geological studies, star charts etc.

# CAMPING CHECKLIST

First-time Boy Scout™ camping? Here's a list of recommended items to make your first camping experience successful.

## Camping Essentials

- Tent
- Backpack
- Daypack
- Sleeping Bag
- First Aid Kit
- Water Bottle or Hydration Bladder
- Mess Kit (with cup)
- Headlamp or Flashlight with Batteries
- Pocket Knife and Sheath
- Raingear
- Sunscreen
- Insect Repellent
- Hot Spark Fire Starter/  
Matches in Waterproof Case
- Compass and Case
- Whistle

## Camping Extras

- Sleeping Pad
- Camp Pillow
- Lantern
- Hydration Pack

## Personal Gear

- Clothing (as recommended by your Troop)
- Thorlos® Socks
- Toiletries/Cleanup Kit (with hand sanitizer)
- Personal Items
  - Phone
  - Watch
  - Camera
  - Swimsuit
  - Hat
  - Binoculars
- Extra Pair of Shoes

## Optional

- Hammock/Straps
- Ground Cloth
- Camping Chair



SCOUT SHOPS • SCOUTSTUFF.ORG  
FIND AUTHENTIC

7436-104880SPE

### **Requirement #3:**

#### ***Do the following:***

- ***Recite the Outdoor Code with your leader.***
- ***Recite the Leave No Trace Principles for Kids with your leader. Talk about how these principles support the Outdoor Code.***
- ***After your outdoor activity or campout, list the ways you demonstrated being careful with fire or other dangers.***

### **The OUTDOOR CODE:**

As an American, I will do my best to –

- Be clean in my outdoor manners,
- Be careful with fire,
- Be considerate in the outdoors, and
- Be conservation-minded.

### **LEAVE NO TRACE Principles for Kids:**

- Know before you go
- Choose the right path
- Trash your trash
- Leave what you find
- Be careful with fire
- Respect wildlife
- Be kind to others

### **Ways to Practice Campfire Safety:**

- Always have adult supervision for campfires.
- Only build fires in designated or approved places.
- Put out every fire when you no longer need it; make sure it is completely out.

### **Ways to Practice Camp Stove Safety:**

- Only cook on a camp stove with help from an adult.
- An adult must always fill and light the stove.

- Avoid wearing loose or baggy clothing and tie back long hair when you are cooking.

#### **Requirement #4:**

##### ***Show or demonstrate what to do:***

- ***In case of a natural disaster such as an earthquake or flood.***
- ***To keep from spreading your germs.***

If you are in an earthquake, protect yourself by:

- If you are in a car, pull over and stop. Set your parking brake.
- If you are in bed, turn face down and cover your head and neck with a pillow.
- If you are outdoors, stay outdoors away from buildings.
- If you are inside, stay and do not run outside and avoid doorways.
- During an earthquake, Drop, Cover, and Hold On!

#### **How to Keep from Spreading your Germs:**

The best way to keep from spreading germs is to WASH YOUR HANDS!


- Use soap
- Rub for 20 seconds
- Rinse
- Dry with a towel, and then turn off the faucet with a towel

Remember that a Scout is courteous. When you wash your hands, you are being polite to others around you.


#### **Requirement #5:**

##### ***Show how to tie an overhand knot and a square knot.***

##### **Overhand Knot:**



### Square Knot:



### Requirement #6:

***While on a den or family outing, identify four different types of animals you see or explain evidence of their presence. Tell how you identified them.***

#### Activity:

- Using photos or illustrations, teach the Scouts how to identify four types of wild animals they may be able to see near their homes or on the campout. If possible, include examples of mammals, birds, insects, reptiles, and amphibians.
- Have them go to requirement 3 in their Wolf Handbooks and write the name of each animal and how to identify it.
- Show Scouts some additional pictures that look similar but that are clearly not the types of animals that they will see on the campout. Have them pick out the differences.

Here are several different types of animals found in Southern California:

**Coyote:**



**Mountain Lion:**



**Western Diamondback Rattlesnake:**





**California ground squirrel:**



**American Black Bear:**



**Chipmunk:**



**Four Animals NOT found in California:**

**Grizzly Bear**



**Coral Snake**



**Red Wolf**



## Prairie Dog



Congratulations! By completing these requirements, you have completed your *Call of the Wild* Adventure. Please make sure to mark down your completed requirements in your Handbook or in Scoutbook and let your Den Leader know you have finished the badge.

### **Additional Resources:**

[www.LNT.org](http://www.LNT.org) – Leave No Trace Center for Outdoor Ethics

[https://www.fema.gov/sites/default/files/2020-08/fema\\_earthquakes\\_fema-p-530-earthquake-safety-at-home-march-2020.pdf](https://www.fema.gov/sites/default/files/2020-08/fema_earthquakes_fema-p-530-earthquake-safety-at-home-march-2020.pdf)